













Portland Cement and Lime

Proportion Specifications

Type	Cementitious (bags)	Sand - damp and loose	Water*
		(5 gallon buckets)	
M	 Type I Portland  Lime 1/4	 5^{1/2}	 1
S	 Type I Portland  Lime 1/2	 6^{3/4}	 1^{1/4}
N	 Type I Portland  Lime	 9	 1^{1/2}

* Approximate

Note: 1^{1/2} 5 Gallon Buckets = 1 Cubic Foot of Sand